



HARRIS TIME SCOREBOARD

TYPE 4 HOCKEY INSTRUCTIONS




POWERING ON:

- If the screen is blank, turn the controller on using the switch on the right hand side.
- If the Time of Day is showing on the screen, press any button to operate the controller.
- A welcome screen will indicate the type of sport, scoreboard type and software version.





SCAN QR CODE FOR
INSTRUCTION VIDEO



IMPORTANT KEYS:

	On the main keypad, to return to the previous screen, press the BACK button. At the end of a game, to clear all the current scoring data, press BACK to exit to the main menu. A popup will ask, Are You Sure? Press YES to go to the startup screen.
	Use the ENTER button to confirm the data entered.
	Use the DELETE button to delete data entered incorrectly.
WARMUP/ INTERMISSION	Warmup and Intermission timers are located in the OPTION menu. Use this in between game periods to prevent having to adjust the PERIOD indicator.









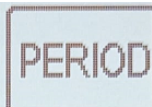
START UP:

	Select "NEW GAME" to start a new game.
	Select "RESUME GAME" to use the existing scoreboard data.

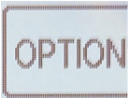

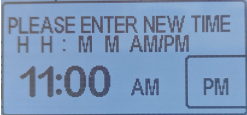




GAME TIME:

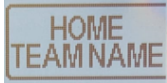
	Choose one of the preset game times.
	To enter a custom time, select "CUSTOM TIME". Enter the time based on MM:SS, press "ENTER". To show 6:00 on the scoreboard enter 0600. To correct an error press "DELETE" and start over.

GAME OPERATION:

	<p>PENALTY START/STOP</p> <p>Pressing the “PEN START” arrow will toggle penalty countdown from START to STOP to control penalty duration during run time games.</p>
	<p>GAME TIME</p> <p>To change or edit the current game time, select “GAME TIME”.</p> <p>Enter the correct time based on MM:SS format.</p>
	<p>TIME OUTS</p> <p>Select “HOME T/O” or “AWAY T/O” to start a 30 or 60 second timeout. When this is selected the game time will not be affected. To enter a custom timeout duration press the “CUSTOM” key.</p>
	<p>SHOTS ON GOAL</p> <p>To enter Shots on Goal, press the “HOME or AWAY SHOTS” key then press “+1”.</p> <p>To edit the current number of Shots on Goal press “EDIT”. Enter the correct number then press the “ENTER” key..</p>
	<p>PENALTY</p> <p>Press the “HOME or AWAY PEN” key. Press “ADD” then select the penalty time.</p> <p>Scoreboards with Player Numbers, enter the player number.</p> <p>When a goal is scored press “HOME or AWAY PEN” then press “DELETE”.</p> <p>Press “EDIT” to adjust the penalty time minutes and seconds.</p> <p>Use the up and down arrows to select a different penalty if required.  </p> <p>Press “COINCIDENTAL” to enter the same penalties for both teams.</p>
	<p>SCORES</p> <p>Press the “HOME or AWAY SCORE” key.</p> <p>Press “+1” to increase the score by one. Press “-1” to decrease the score by one. Press “EDIT” to enter a custom score.</p>
	<p>PERIOD</p> <p>To adjust the period number, press “PERIOD”, enter the correct period number.</p>

OPTIONS:

	<p>OPTIONS</p> <p>Press "OPTION" to enter the menu.</p>
	<p>Press "TOD" to edit the time of day. Enter the time in HH:MM. Use the arrow key to adjust AM/PM.</p> <p>Example showing 11:00 AM</p> 
	<p>DATE</p> <p>Enter the date in a MM/DD/YYYY format.</p>
	<p>WARM UP</p> <p>Press "WARMUP" then "SET MINS". Enter the time in a MM:SS format. Then press "ENTER". The time will automatically start counting down. A 3 minute warning horn will sound. When the time expires a horn will sound and it will display the game time.</p>
	<p>INTERVAL HORN</p> <p>Press "INTERVAL HORN" to set up a horn to sound based on the time required. For a two minute horn press 2 0 0 then press "ENTER". The Time will display on the options screen.</p> <p>When a new game is created, this function is automatically removed.</p>
	<p>INTERMISSION</p> <p>Press "INTERMISSION" then "SET MINS". Enter the time in a MM:SS format. Then press "ENTER". The time will automatically start counting down.</p> <p>A 3 minute warning horn will sound. When the time expires a horn will sound and it will show the game time.</p>

A rectangular button with a light blue background and a thin grey border. It contains the text "HOME" on the top line and "TEAM NAME" on the bottom line, both in a dark blue, sans-serif font.A rectangular button with a light blue background and a thin grey border. It contains the text "AWAY" on the top line and "TEAM NAME" on the bottom line, both in a dark blue, sans-serif font.

TEAM NAMES

Scoreboards with Electronic Team Names press the “HOME or AWAY TEAM NAME” key. Enter the name using the QWERTY keypad. Wait 5 seconds after the last letter is entered.